


904

AMPLIFICADOR DE DISTRIBUCIÓN DOBLE TV/SAT - TV/SAT
DOUBLE TV/SAT - TV/SAT DISTRIBUTION AMPLIFIER
AMPLIFICATEUR DE DISTRIBUTION DOUBLE TV/SAT - TV/SAT



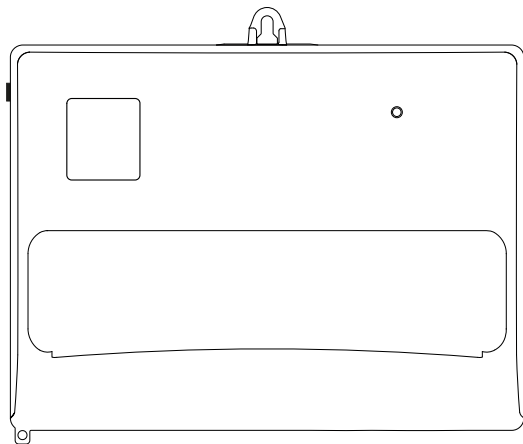
| CODIGO-CODE-CODE | | 9040065 | | |
|--|------------|---|--|--|
| MODELO-MODEL-MODELE | | DA-520 | | |
| Entradas / Salidas Inputs / Outputs Entrées / Sorties | | 2 / 2 | | |
| Rango de frecuencia Frequency range Gamme de frequences | Band | TV | SAT1 | SAT2 |
| | MHz | 47 - 862 | 950 - 2400 | 950 - 2400 |
| Ganancia Gain Gain | dB | 34 ±2,0 | 45 ±2,0 | 45 ±2,0 |
| Regulación de ganancia Gain adjust Réglage de gain | dB | 15 | 15 | 15 |
| Ecuálización fija Fixed equalization Pente fixe | dB | 3 | 6 | 6 |
| Margen de ecualización Adjustable equalization range Plage de réglage de pente | dB | 18 | 7 Switchable | 7 Switchable |
| Nivel de salida Output level Niveau de sortie | dB μ V | 2x 118 (DIN 45004B) 2x 115 (IMD ₃ -60 dB) 2x 108 (IMD ₂ -60 dB) | 120 (IMD ₃ -35 dB) 110 (IMD ₂ -35 dB) | 120 (IMD ₃ -35 dB) 110 (IMD ₂ -35 dB) |
| Nivel de salida Output level Niveau de sortie | | 2x 102 (CTB -60dB) 2x 103 (CSO -60dB) 2x 102 (XMOD -60dB) | - | - |
| Pérdidas de retorno E/S Return loss I/O Pertes de retour E/S | | dB | ≥16 (-1,5 dB/oct) ≥12 | ≥14 |
| Figura de ruido Noise figure Facteur de bruit | dB | 7 ±1,0 | 10 ±2,0 | 10 ±2,0 |
| Fusible Fuse Fusible | V~ A | 250 1,5 | | |
| Tensión de red Mains voltage Tension du secteur | V~ W | 90-264 50/60 Hz 11 | | |

DIN 45004B: 3 unequal carriers, IMD₃ at 60 dB IMD₂ -35 dB: 2 equal carriers, EN 50083-3
IMD₃ -60 dB: 2 equal carriers, EN 50083-3 CTB -60 dB: 42 equal carriers, EN 50083-3
IMD₃ -35 dB: 2 equal carriers, EN 50083-3 CSO -60 dB: 42 equal carriers, EN 50083-3
IMD₂ -60 dB: 2 equal carriers, EN 50083-3 XMOD -60 dB: 42 equal carriers, EN 50083-3

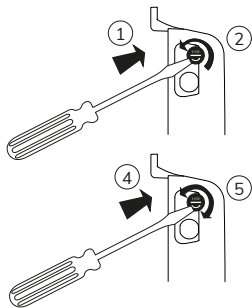
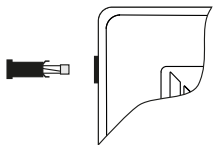
Data published in compliance with the definitions and measurement methods of the following standards: EN 50083-3, EN 50083-4 and EN 50083-5

| CODIGO-CODE-CODE | | 9040065 |
|---|-----|----------------|
| MODELO-MODEL-MODELE | | DA-520 |
| Temperatura en proximidad del equipo Operating temperature close to equipment Température en proximité de l'équipement | ° C | -10 .. +65 |
| Temperatura ambiente con/sin ventilador Room temperature with/without fan Température ambiante avec ou sans ventilateur | ° C | -10 .. +55/+45 |
| Índice de protección Protection index Indice de protection | | IP 50D |

AMPLIFICADOR DA-520
AMPLIFIER DA-520
AMPLIFICATEUR DA-520



SUSTITUCIÓN DEL FUSIBLE
 FUSE REPLACEMENT
 REPLACEMENT DU FUSIBLE



CONEXIÓN DEL AMPLIFICADOR
 AMPLIFIER CONNECTION
 CONNEXION DE L'AMPLIFICATEUR

